



Sbg Securities

UMBRELLA UNIT TRUST FUND

FACT SHEET

January 2025



Crested Towers, Block D, Ground Floor,
Plot 17 Hannington Road



sbginvest@stanbic.com



www.sbgsecurities.co.ug



0312 226 649

SBG Securities is regulated by the **Capital Markets Authority** of Uganda



MONEY MARKET FUND

Investment Objective

The Fund aims to create a low-risk cash equivalent instrument providing consistent interest income while preserving capital and provide investors with a return in excess of what they would earn on related money market instruments.

Investment approach

The Fund invests in a collation of fixed income instruments including treasury bills, corporate debt, term and call deposits with banks, commercial paper, cash and cash equivalents and other money market instruments in Uganda and offshore markets. The manager uses an active top-down investment approach to assess the macroeconomic environment and allocate the portfolio in such a way that it provides the best possible yield. The target overall duration for the fund is 6 months.

Risk Profile

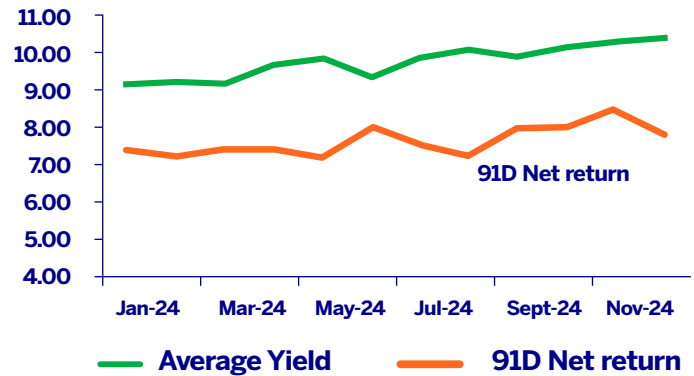


The fund is conservative and carries a low risk profile.

Historical Fund Performance

	Jan-25	YTD	2024	2023	2022
Return (%)	10.41	10.41	9.72	9.02	9.44
Benchmark (%)	7.81	7.81	7.63	7.57	8.04

Return shown in the table is an annualized yield with the 91 Day bill shown on a net of taxes basis and as a benchmark and comparative return.



Recommended Investment Term: **3 months or more.**

Macroeconomic Environment and Market Commentary

Economic growth is expected in the range of **6.5%** to **7.0%** in **H2** of **FY24/25** and over **7.0%** in the medium term, boosted by growth in the agricultural sector, investment in oil and other extractive mineral industries.

The Central Bank Rate is currently at **9.75%**. The yields across the yield curve increased an average 31 bps month on month with investors considering higher risk around the elections cycle and the Government's appetite for borrowing. Uganda has a B- sovereign credit rating with a stable outlook from Standard & Poor's (affirmed in November 2024).

Core inflation increased to **4.2%** for the 12 months to January 2025 compared to **3.9%** for the 12 months to December 2025.

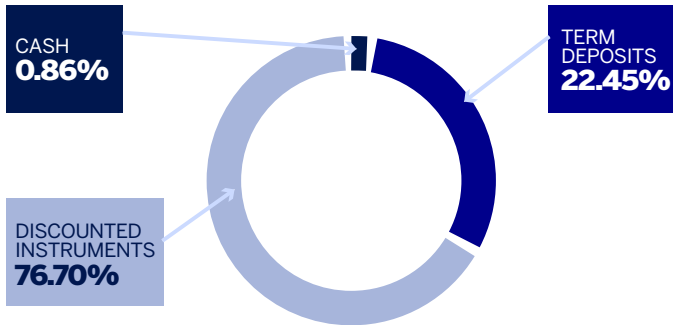
Outlook: Focus shall be to ensure that reinvestment risk is managed as we expect interest rates across all tenors to increase generally due to the upcoming election event and risks around Uganda's debt sustainability. We expect slightly elevated inflation but below the BOU medium term target.





Sbg Securities

Portfolio Allocation



Unit Trust Manager	SBG Securities Uganda Ltd
Trustee	KCB Uganda Ltd
Custodian	Stanbic Bank Uganda
Auditor	Ernst & Young
Fund Inception	15 August 2022
Initial Fee	0.00
Annual Management Fee	2%
Inception Bid Price	100
End Jan-25 Bid Price	100
Minimum Investment	Ushs. 100,000
Minimum Additional Investment	Ushs. 50,000
January Average Yield	10.41%
Fund Size	Ushs. 43.066 billion

The fund carries no charge on entry, the fund is tax exempt and only carries a **2%** annual management fee.

Characteristics	FUND
Average Yield (Jan. 2025)	10.41%
Average Yield (YTD 2025)	10.41%

Bond Fund Risk Reward Profile

- Issuers may not be able to repay their debts, the value of your investment will decrease if this happens. This risk is magnified where the fund invests in a high-risk debtor.
- The fund invests in instruments under volatile market environments and thus interest rates could vary on a regular basis.
- The fund is more suited to investors with a short to medium term horizon; however, the investor can withdraw their funds within 48 hours from notice.
- Under circumstances where the Fund chooses to trade treasury bills, commercial paper and other related instruments, the number of buyers or sellers of those securities could be limited which would affect the fund's ability to buy or sell those securities.
- Past performance is not a reliable indicator of future returns. Results may increase or decrease as a result of increases or decreases in interest rates and other considerations.
- Currency fluctuations could affect the value of the Fund in arrears where the Fund invests in offshore securities and where the investor considers their investment from the perspective of a foreign currency.
- The value of the investments and the income from them will all vary and there can be no assurance that the Fund will achieve its investment objectives.

Fund Maturity Profile

183 to 364 days	26.67%
92 to 182 days	27.01%
31 to 91 days	33.38%
0 to 30 days	12.94%

Statutory Disclosure & General Terms and Conditions

Price and performance are quoted Net of ALL deductions (including Taxes where applicable and Management Fees). The value of unit trusts may go up as well as down depending on market conditions. Past performance is not necessarily a guide to the future performance of the Fund. It is advisable that one consult a Financial/Investment Advisor before making an investment. The fund is regulated by the Capital Markets Authority under the Collective Investment Schemes Act, 2003.

Whilst proper and reasonable care has been taken in the preparation and accuracy of the facts and figures presented in this report, no responsibility or liability is accepted by SBG Securities Uganda Limited or its employees for any error, omission or opinion expressed herein. This report is not investment research or a research recommendation and should not be regarded as such. The information provided herein is by no means intended to provide a sufficient basis on which to make an investment decision.



BOND FUND

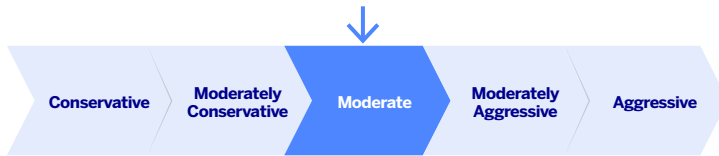
Investment Objective

The fund aims to provide maximum return from income and price appreciation.

Investment approach

The Fund invests in public equities and fixed income instruments with the aim of earning the maximum income and capital appreciation. The Fund's investment horizon is long term and universe includes instruments issued in Uganda and other offshore markets. The Fund uses an active top-down investment approach to assess the macroeconomic environment, pick securities and allocate the portfolio in such a way that it provides the best possible yield. The target overall duration for fund is 4 years.

Risk Profile

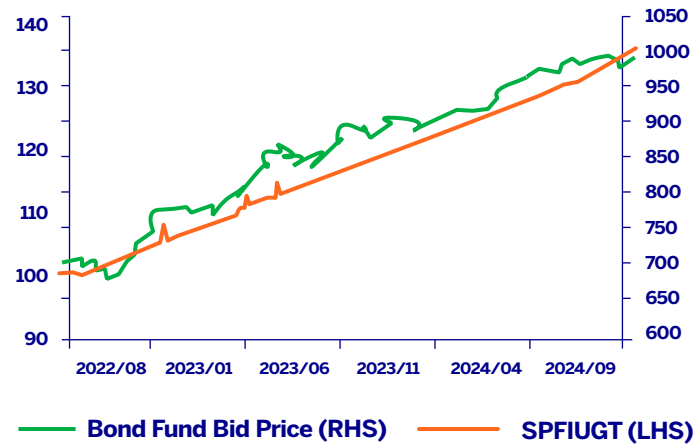


The Fund is moderate and carries a low risk profile.

Historical Fund Performance

	Jan-25	YTD	2024	2023	2022
Price Change (%)	1.16%	1.16%	12.526%	12.866%	3.850%
Benchmark Change (%)	0.77%	0.77%	11.124%	19.293%	5.703%

The return reflects a change in the Bid Price of the Bond Fund. The Benchmark for the Fund is the S&P Uganda Sovereign Bond UGX Total Return Index (Bloomberg code: SPFIUGT).



Recommended Investment Term: **3 years or more.**

Macroeconomic Environment and Market Commentary

Economic growth is expected in the range of **6.5%** to **7.0%** in **H2** of **FY24/25**, and over **7.0%** in the medium term, boosted by growth in the agricultural sector, investment in oil and other extractive mineral industries.

The Central Bank Rate is currently at **9.75%**. The yields across the yield curve increased an average 31 bps month on month with investors considering higher risk around the elections cycle and the Government's appetite for borrowing.

Uganda has a B- sovereign credit rating with a stable outlook from Standard & Poor's (affirmed in November 2024).

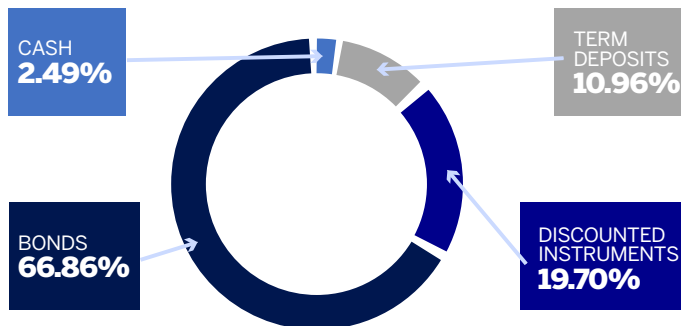
Core inflation increased to **4.2%** for the 12 months to January 2025 compared to **3.9%** for the 12 months to December 2025.

Outlook: Focus shall be to ensure that reinvestment risk is managed as we expect interest rates across all tenors to increase generally due to the upcoming election event and risks around Uganda's debt sustainability. We expect slightly elevated inflation but below the BOU medium term target.



Sbg Securities

Portfolio Allocation



Unit Trust Manager	SBG Securities Uganda Ltd
Trustee	KCB Uganda Ltd
Custodian	Stanbic Bank Uganda
Auditor	Ernst & Young
Fund Inception	15 August 2022
Initial Fee	0.00%
Annual Management Fee	2%
Inception Offer Price	100.00
End Jan-25 Bid Price	133.41
Minimum Investment	Ushs. 100,000
Minimum Additional Investment	Ushs. 50,000
Fund Size	Ushs. 79.099 billion

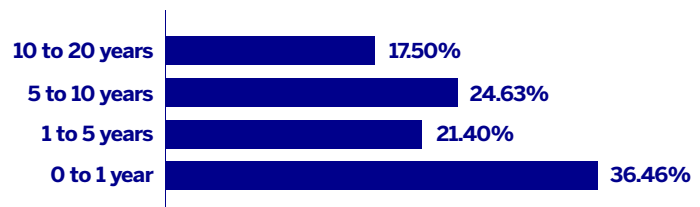
The Fund carries no charge on entry. The Fund is tax exempt and only carries a **2%** annual management fee.

Characteristics	(%)
Effective Annual Yield (Jan. 2025)	14.55
Effective Annual Yield (YTD 2025)	14.55

Bond Fund Risk Reward Profile

- Issuers may not be able to repay their debts, the value of your investment will decrease if this happens. This risk is magnified where the fund invests in a high-risk debtor.
- Where the Fund invests in bonds whose value changes regularly, the value of your investment might go up or down depending on the performance of the assets.
- The Fund is more suited to investors with a medium-term horizon; however, the investor can withdraw their funds within 48 hours from notice.
- Under circumstances where the Fund chooses to trade bonds, the number of buyers or sellers of those securities could be limited which would affect the Fund's ability to buy or sell those securities.
- Past performance is not a reliable indicator of future returns. Results may increase or decrease because of increases or decreases in interest rates and other considerations.
- Currency fluctuations could affect the value of the fund in arrears where the Fund invests in offshore securities and where the investor considers their investment from the perspective of a foreign currency.
- The value of the investments and the income from them will all vary and there can be no assurance that the Fund will achieve its investment objectives.

Fund Maturity Profile



Statutory Disclosure & General Terms and Conditions

Price and performance are quoted Net of ALL deductions (including Taxes where applicable and Management Fees). The value of unit trusts may go up as well as down depending on market conditions. Past performance is not necessarily a guide to the future performance of the Fund. It is advisable that one consult a Financial/Investment Advisor before making an investment. The fund is regulated by the Capital Markets Authority under the Collective Investment Schemes Act, 2003.

Whilst proper and reasonable care has been taken in the preparation and accuracy of the facts and figures presented in this report, no responsibility or liability is accepted by SBG Securities Uganda Limited or its employees for any error, omission or opinion expressed herein. This report is not investment research or a research recommendation and should not be regarded as such. The information provided herein is by no means intended to provide a sufficient basis on which to make an investment decision.



BALANCED FUND

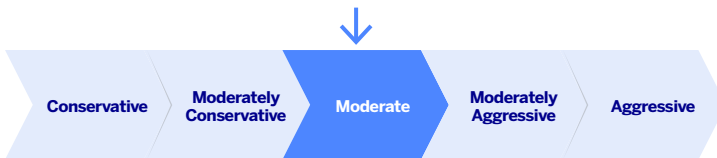
Investment Objective

The fund aims to provide maximum return from income and price appreciation.

Investment approach

The Fund invests in public equities and fixed income instruments with the aim of earning the maximum income and capital appreciation. The Fund's investment horizon is long term and universe includes instruments issued in Uganda and other offshore markets. The Fund uses an active top-down investment approach to assess the macroeconomic environment, pick securities and allocate the portfolio in such a way that it provides the best possible yield. The target overall duration for fund is 4 years.

Risk Profile

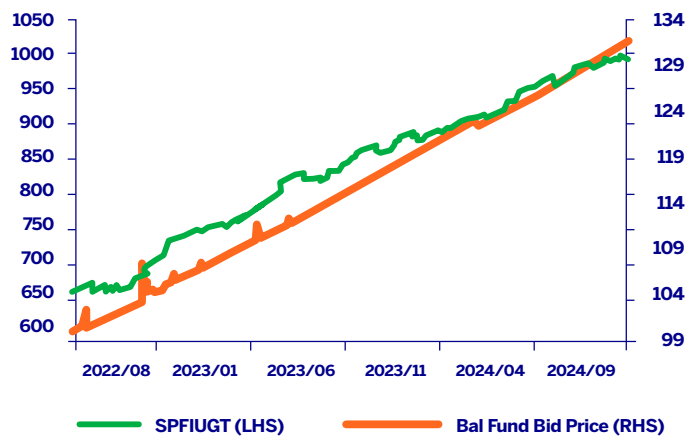


The Fund is moderate and carries a low risk profile.

Historical Fund Performance

	Jan-25	YTD	2024	2023	2022
Price Change	1.10%	1.10%	11.85%	12.15%	4.42%
Benchmark Change	0.77%	0.77%	11.12%	19.29%	5.70%

The return reflects a change in the Bid Price of the Bond Fund. The Benchmark for the Fund is the S&P Uganda Sovereign Bond UGX Total Return Index (Bloomberg code: SPFIUGT).



Recommended Investment Term: **3 years or more.**

Macroeconomic Environment and Market Commentary

Economic growth is expected in the range of **6.5% to 7.0%** in H2 of **FY24/25** and over **7.0%** in the medium term, boosted by growth in the agricultural sector, investment in oil and other extractive mineral industries.

The Central Bank Rate is currently at **9.75%**. The yields across the yield curve increased an average 31 bps month on month with investors considering higher risk around the elections cycle and the Government's appetite for borrowing. Uganda has a B-sovereign credit rating with a stable outlook from Standard & Poor's (affirmed in November 2024).

Core inflation increased to **4.2%** for the 12 months to January 2025 compared to **3.9%** for the 12 months to December 2025. The USE LCI index increased by **7.52%** on gains on Airtel UG, QCIL and SBU. The USE ALSI increased by **9.19%**.

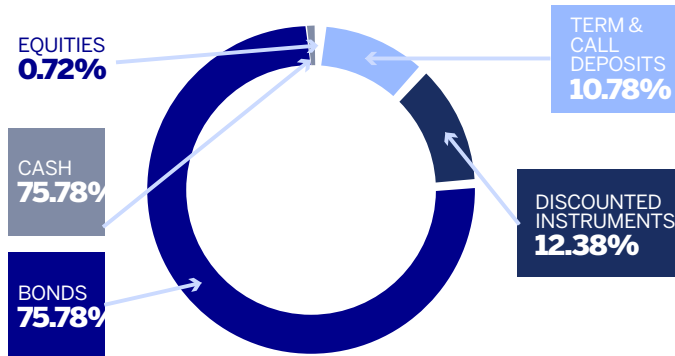
Outlook: Focus shall be to ensure that reinvestment risk is managed as we expect interest rates across all tenors to increase generally due to the upcoming election event and risks around Uganda's debt sustainability. We expect slightly elevated inflation but below the BOU medium term target. Earnings season is coming up and we shall be monitoring the performance of listed telecoms and banks in the region and take up equity positions where valuations match the risk appetite and there exists an upside potential and considerable dividend yield.





Sbg Securities

Portfolio Allocation



Unit Trust Manager	SBG Securities Uganda Ltd
Trustee	KCB Uganda Ltd
Custodian	Stanbic Bank Uganda
Auditor	Ernst & Young
Fund Inception	15 August 2022
Initial Fee	0.00%
Annual Management Fee	2%
Inception Bid Price	100.00
End Dec-24 Bid Price	132.42
Minimum Investment	Ushs. 100,000
Minimum Additional Investment	Ushs. 50,000
Fund Size	UGX 1.124 billion

The Fund carries no charge on entry. The Fund is tax exempt and only carries a 2% annual management fee.

Characteristics	(%)
Effective Annual Yield (Jan. 25)	13.74
Effective Annual Yield (2025)	13.74

Balanced Fund Risk Reward Profile

- Issuers may not be able to repay their debts, the value of your investment will decrease in case this happens. This risk is magnified where the Fund invests in a high-risk debtor.
- Where the Fund invests in equity securities whose value changes regularly, the value of your investment might go up or down depending on the performance of the equity assets.
- The Fund is more suited to investors with a long-term horizon; however, the investor can withdraw their funds within 48 hours from notice.
- Under circumstances where the Fund chooses to invest in equity securities the number of buyers or sellers of those securities could be limited which would affect the fund's ability to buy or sell those securities.
- Past performance is not a reliable indicator of future returns. Results may increase or decrease as a result of increases or decreases in interest rates and increases or decreases in share prices and other considerations.
- Currency fluctuations could affect the value of the fund in arrears where the Fund invests in offshore securities and where the investor considers their investment from the perspective of a foreign currency.
- The value of the investments and the income from them will all vary and there can be no assurance that the Fund will achieve its investment objectives.

Fund Maturity Profile – Fixed Income Portfolio

10 to 20 years	17.50%
5 to 10 years	24.63%
1 to 5 years	21.40%
0 to 1 year	36.46%

Statutory Disclosure & General Terms and Conditions

Price and performance are quoted Net of ALL deductions (including Taxes where applicable and Management Fees). The value of unit trusts may go up as well as down depending on market conditions. Past performance is not necessarily a guide to the future performance of the Fund. It is advisable that one consult a Financial/Investment Advisor before making an investment. The fund is regulated by the Capital Markets Authority under the Collective Investment Schemes Act, 2003

Whilst proper and reasonable care has been taken in the preparation and accuracy of the facts and figures presented in this report, no responsibility or liability is accepted by SBG Securities Uganda Limited or its employees for any error, omission or opinion expressed herein. This report is not investment research or a research recommendation and should not be regarded as such. The information provided herein is by no means intended to provide a sufficient basis on which to make an investment decision.